



# LGBT in Changing Times: Survey Trends and Me

Murray Edelman, Ph.D.,  
Edelman Research

Re-presented at PAPOR Mini-Conference  
June 13, 2014  
San Francisco, CA



# THEMES

Silence as social control

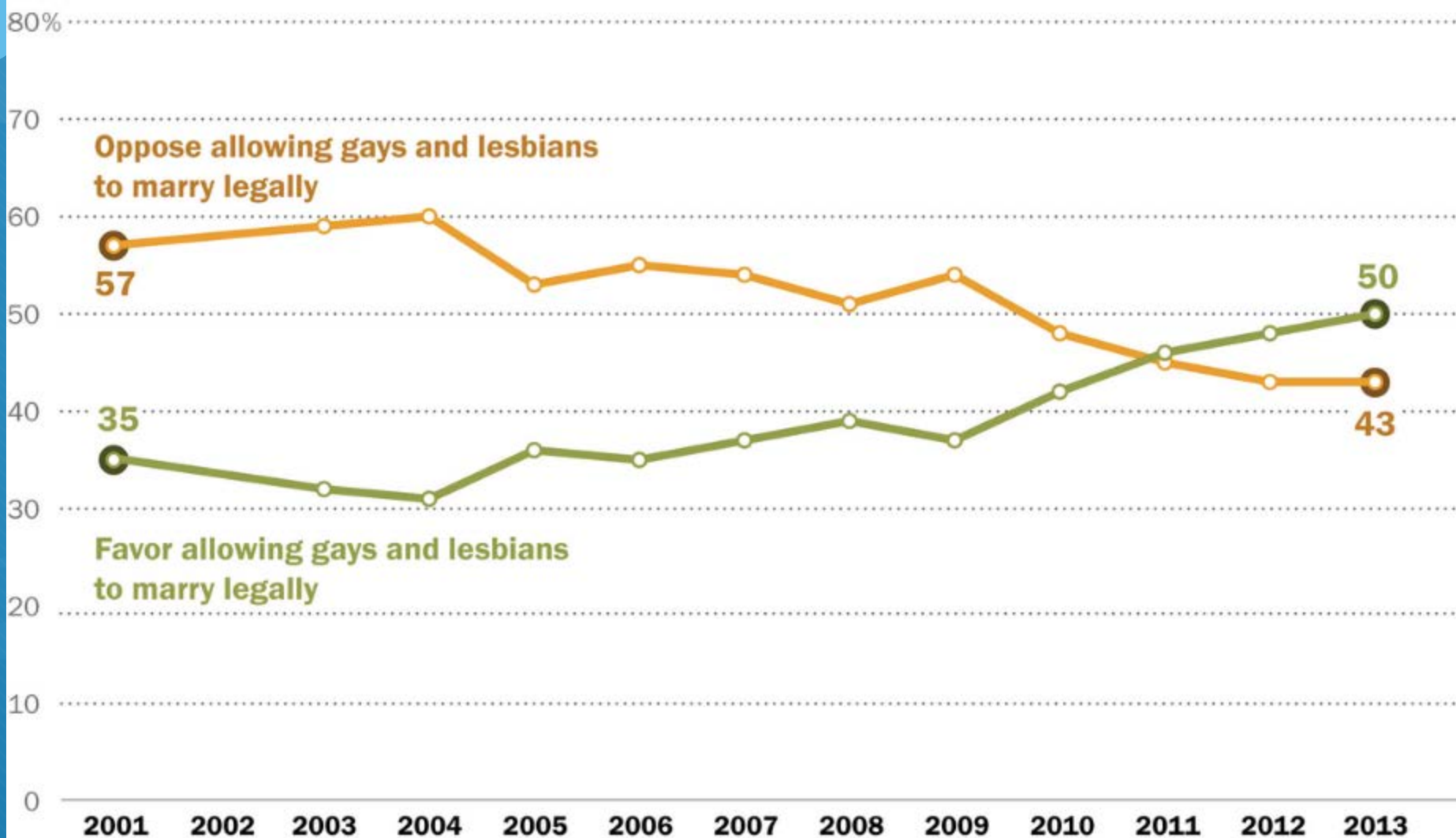
Coming Out and Out and Out...

Phases in LGBT opinion change



# Changing Attitudes on Same-Sex Marriage

Percent of general public who...

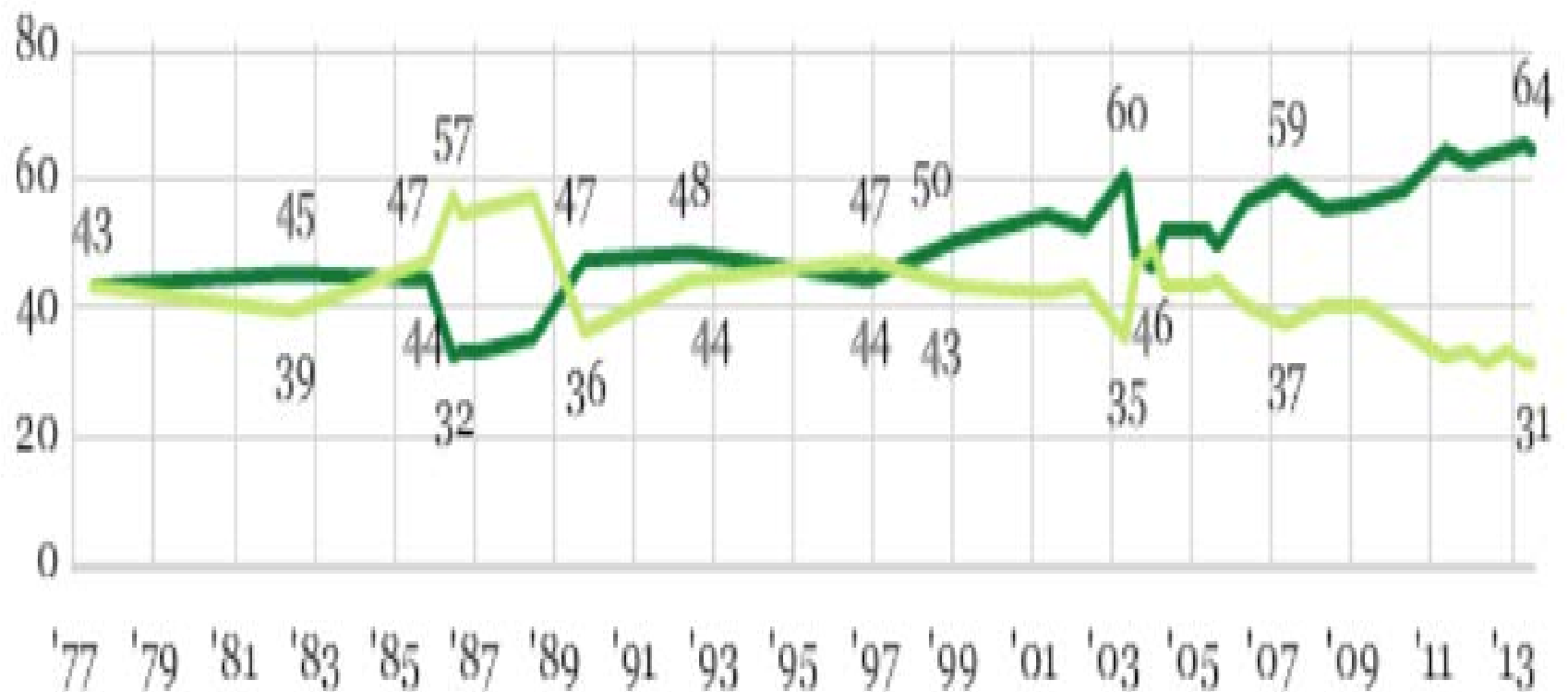


Source: Aggregated data from Pew Research Center polls conducted in each year.

Pew Research Center • Updated June 2013

*Do you think gay or lesbian relations between consenting adults should or should not be legal?*

■ % Should be legal    ■ % Should not be legal





# One eve, in February, 1965

- I'm at an after the bar party in Wash DC
- Last year at school read about homosexuality in an abnormal psychology book

Now Working at Census Bureau in Washington, DC

- Signed affidavit – I am not a homosexual
- Recently discovered a gay bar –physical with a guy for the first time.
- And then
- And then







June , 1969





**The Chicago Maroon**




The Chicago Maroon logo features two eagles facing each other with a shield between them. The shield contains a smaller shield with a cross. The text 'The Chicago Maroon' is written in a black, gothic-style font.





**OUT OF THE  
CLOSETS  
INTO THE  
STREETS**




















All-New, Completely  
Updated Edition of the  
**#1 NATIONAL  
BESTSELLER**

Everything you  
always wanted to  
know about **sex**\*

Explained by  
**David Reuben, M.D.**

\* **BUT WERE AFRAID TO ASK™**

Copyright © 2000



# CHOO! SITTING P

## *Howard Miller to the rescue!*



Unexpected drama during taping of Howard Miller's TV show Thursday night shows a member of Gay Alliance



(with beard, left photo), rushing to attack sex book author Dr. David Reuben (seated, back to camera) but is re-

strained by an Andy Frain usher (photo at right) who points to show disrupter.

**'Desperate need'**

*Host foils*

**2 bits a clip!**

Percent LGB from the Exit Poll					
Year		Mid Term	Pres.		n
1990 *		1%			219
1992 *			2%		420
1994 *		2%			87
1996			5%		196
1998		4%			223
2000			4%		250
2004			4%		228
2006		3%			196
2008			4%		153
2010		3%			126
2012			5%		430



## 1992 EXIT POLL

	<b>Gay men</b> <b>n=260</b>	<b>All Men</b>	<b>Lesbians</b> <b>n=206</b>	<b>All Women</b>
	<b>%</b>	<b>%</b>	<b>%</b>	<b>%</b>
<b>White</b>	<b>86</b>	<b>88</b>	<b>81</b>	<b>86</b>
<b>Black</b>	<b>7</b>	<b>7</b>	<b>13</b>	<b>9</b>
<b>Hispa</b>	<b>5</b>	<b>3</b>	<b>3</b>	<b>3</b>
<b>Asian</b>				
<b>Other</b>	<b>2</b>	<b>2</b>	<b>2</b>	<b>2</b>

## 2012 EXIT POLL

	<b>Gay men</b>	<b>All Men</b>	<b>Lesbians</b>	<b>All Women</b>	
	<b>n=200</b>		<b>n=230</b>		
	<b>%</b>	<b>%</b>	<b>%</b>	<b>%</b>	
<b>White</b>	<b>52</b>	<b>74</b>	<b>61</b>	<b>71</b>	
<b>Black</b>	<b>19</b>	<b>11</b>	<b>15</b>	<b>14</b>	
<b>Hispa</b>	<b>16</b>	<b>10</b>	<b>16</b>	<b>10</b>	
<b>Asian</b>	<b>10</b>	<b>3</b>	<b>4</b>	<b>2</b>	
<b>Other</b>	<b>3</b>	<b>2</b>	<b>3</b>	<b>2</b>	

## 2012 EXIT POLL

	<b>Gay men</b>	<b>All Men</b>	<b>Lesbians</b>	<b>All Women</b>	
	<b>n=200</b>		<b>n=230</b>		
	<b>%</b>	<b>%</b>	<b>%</b>	<b>%</b>	
<b>White</b>	<b>52</b>	<b>74</b>	<b>61</b>	<b>71</b>	
<b>Black</b>	<b>19</b>	<b>11</b>	<b>15</b>	<b>14</b>	
<b>Hispa</b>	<b>16</b>	<b>10</b>	<b>16</b>	<b>10</b>	
<b>Asian</b>	<b>10</b>	<b>3</b>	<b>4</b>	<b>2</b>	
<b>Other</b>	<b>3</b>	<b>2</b>	<b>3</b>	<b>2</b>	





## 1992 EXIT POLL

	<b>Gay men</b>	<b>All Men</b>	<b>Lesbians</b>	<b>All Women</b>	
	<b>%</b>	<b>%</b>	<b>%</b>	<b>%</b>	
<b>Lib</b>	<b>49</b>	<b>19</b>	<b>53</b>	<b>24</b>	
<b>Mod</b>	<b>43</b>	<b>47</b>	<b>40</b>	<b>50</b>	
<b>Cons</b>	<b>8</b>	<b>33</b>	<b>7</b>	<b>27</b>	



<b>2012 EXIT POLL</b>					
	<b>Gay men</b>	<b>All Men</b>	<b>Lesbians</b>	<b>All Women</b>	
	<b>%</b>	<b>%</b>	<b>%</b>	<b>%</b>	
<b>Lib</b>	<b>38</b>	<b>21</b>	<b>54</b>	<b>28</b>	
<b>Mod</b>	<b>38</b>	<b>40</b>	<b>35</b>	<b>41</b>	
<b>Cons</b>	<b>23</b>	<b>39</b>	<b>11</b>	<b>31</b>	



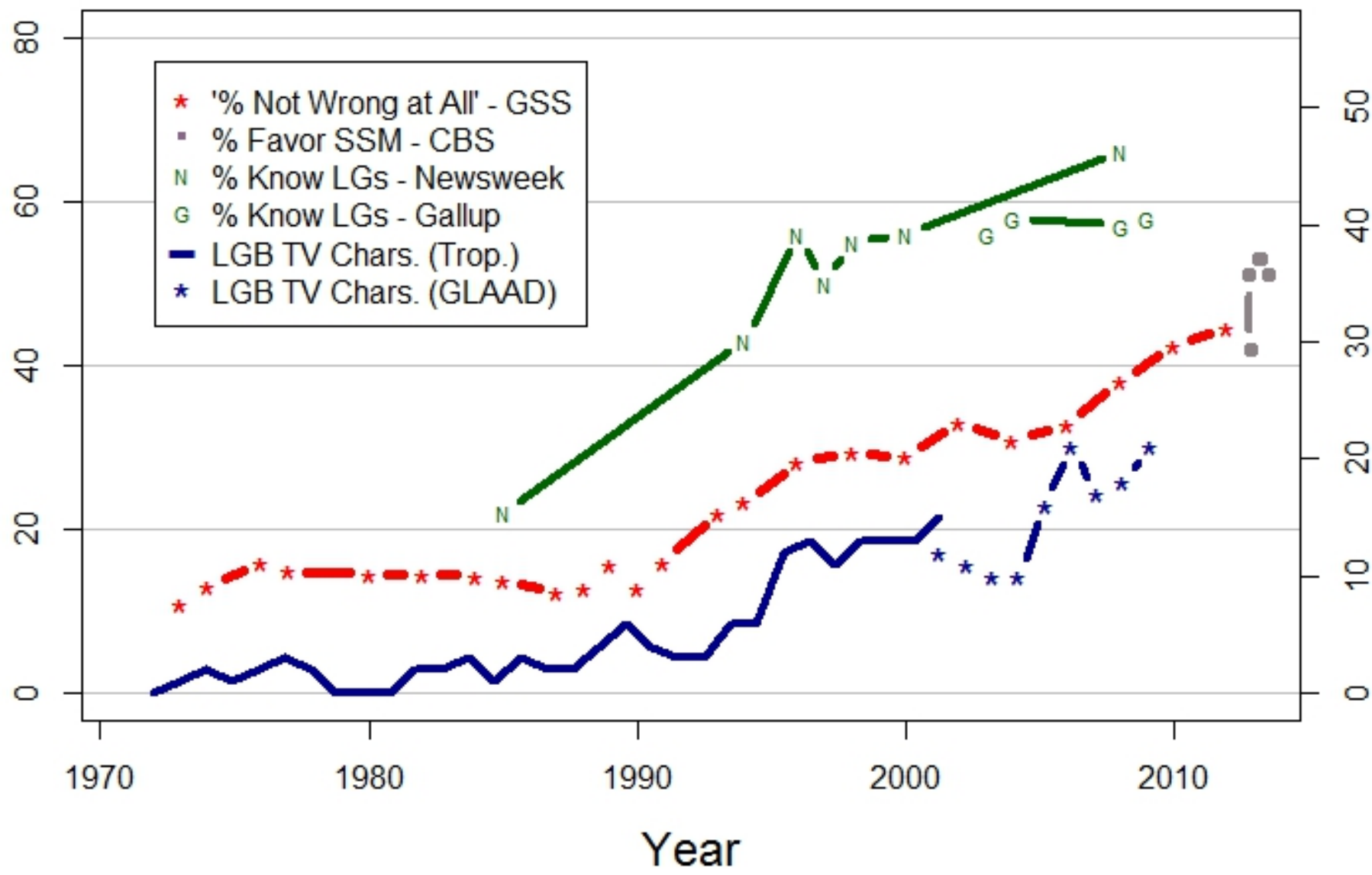




		<b>%LGB</b>
<b>2008 Hunter College</b>		<b>2.90%</b>
<b>2013 Pew</b>		<b>5.25%</b>
<b>18-29 Pew</b>		<b>7.20%</b>



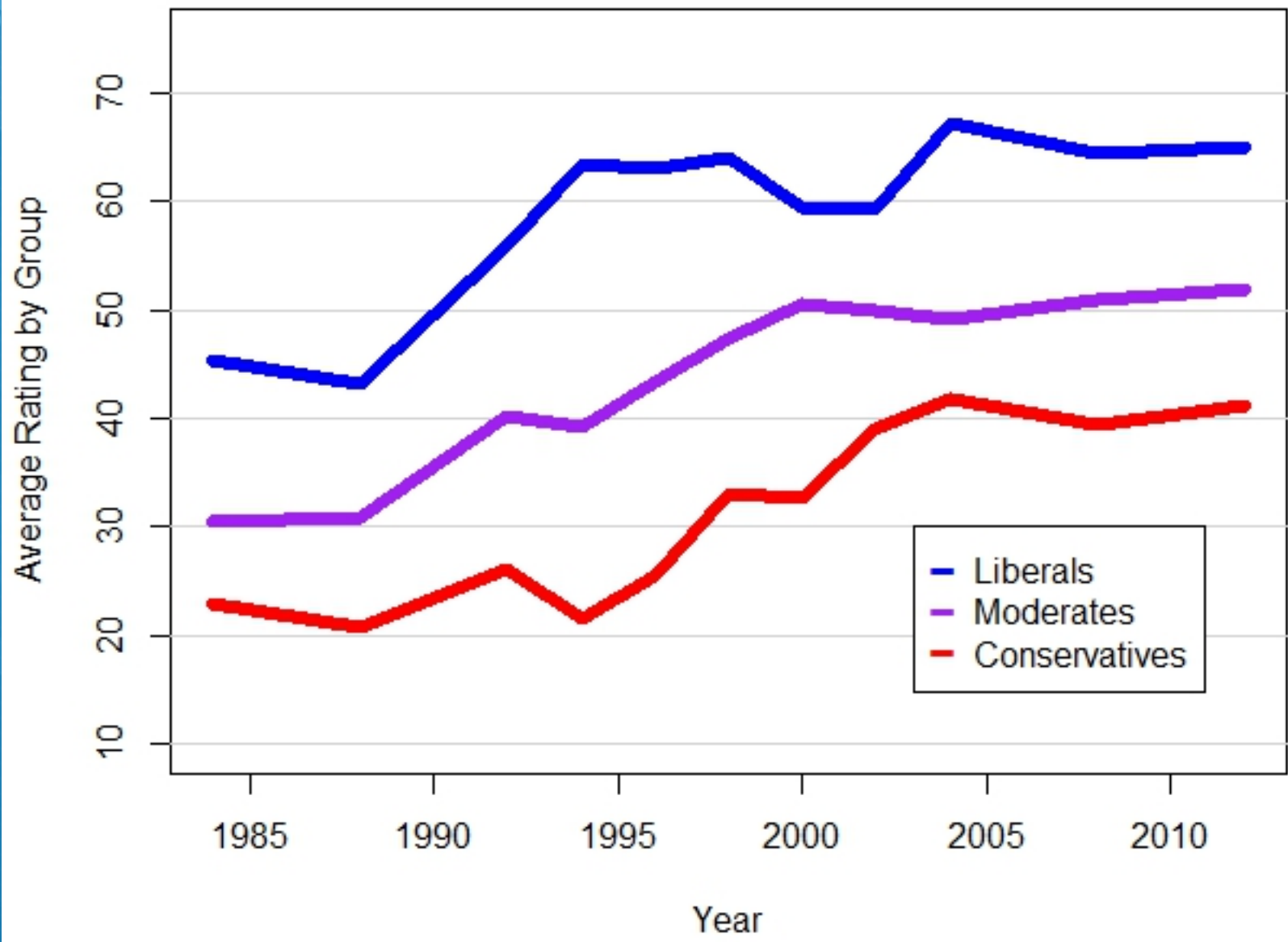
Percentage




- \* '% Not Wrong at All' - GSS
- % Favor SSM - CBS
- N % Know LGs - Newsweek
- G % Know LGs - Gallup
- LGB TV Chars. (Trop.)
- \* LGB TV Chars. (GLAAD)

Year















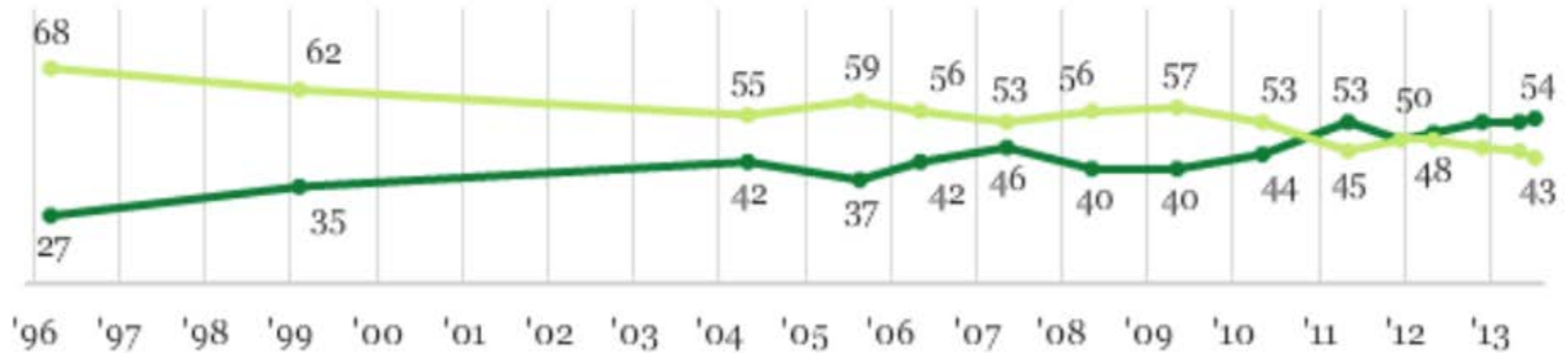


# Gay and Lesbian Rights

GALLUP

*Do you think marriages between same-sex couples should or should not be recognized by the law as valid, with the same rights as traditional marriages?*

■ % Should be valid    ■ % Should not be valid



1977-2008 wording: Do you think homosexual relations between consenting adults should or should not be legal?





# lavender u

MAY-JUNE '76 NO. 15 FREE CATALOG



PHOTO BY MURRAY EDLGMAN

WHY ARE THESE MEN SMILING?  
THEY'RE FROM MURRAY & ELI'S  
INTIMACY & SEXUALITY WEEKEND!  
SEE CENTERFOLD